



Police Department Report

2nd Quarter 2009

Presented to City Council
September 8, 2009



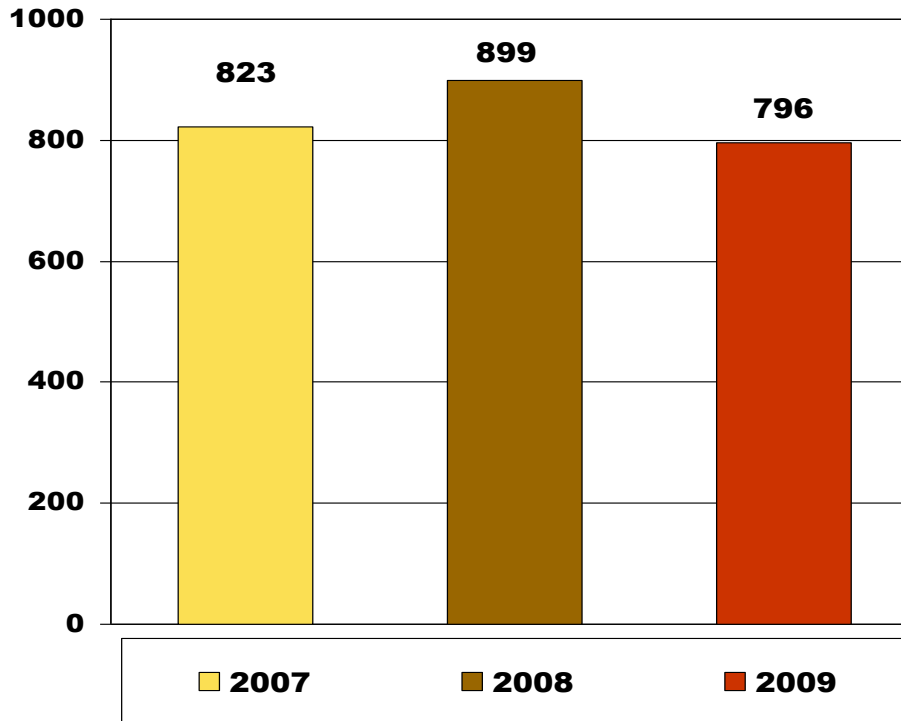
Crime Statistics

- The statistics in this report are preliminary numbers; the final numbers may vary slightly
- The DPD switched to a more enhanced Incident Based Reporting (IBR) system in 2006
- As a result, the SBI can make adjustments to previous monthly reports, which was not done in the past
- The DPD statistics will be re-run on a quarterly basis to make any necessary adjustments (unfounded cases, justifiable homicides, case clearances etc.)



Violent Crime

January – June
2007 - 2009

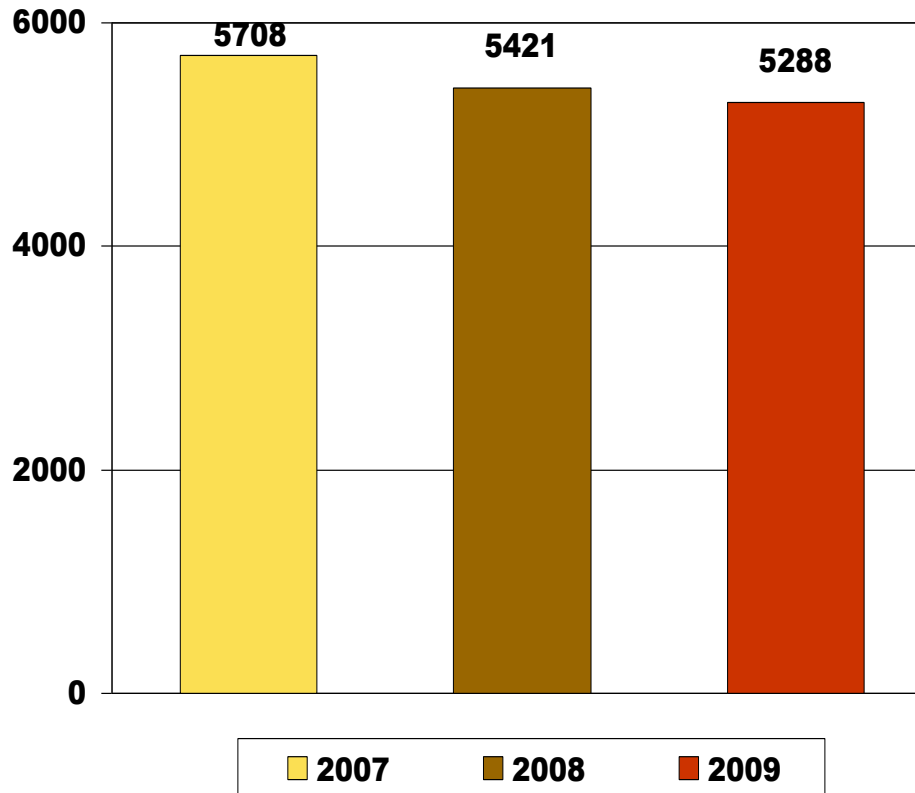


- Violent crime was down 11 percent compared to YTD 2008
- Violent crime was down 3 percent compared to YTD 2007
- YTD violent crime was at a three-year low



Property Crime

January - June
2007 - 2009

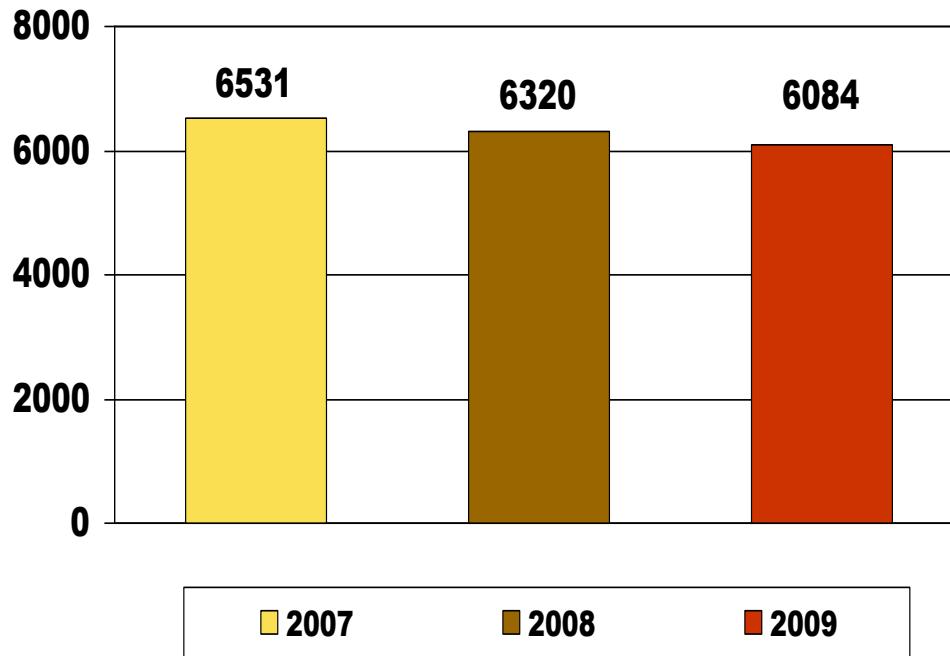


- Property crime is down 2 percent from YTD 2008
- Property crime is down 7 percent from YTD 2007
- YTD property crime is at a three-year low



All Index Crime

January – June
2007 – 2009



- Overall index crime dropped 4 percent compared to 2008 YTD
- Overall index crime dropped 7 percent compared to 2009 YTD
- Overall index crime was at a three-year low



Clearance Rates

Crime Category	YTD 2009	DPD 2008	FBI 2007
Homicide	36%	87.5%	57%
Rape	37%	63%	39%
Robbery	20%	30%	26%
Agg Assault	39%	58%	52%
Violent Crime	30%	45%	42%
Burglary	16%	15%	11 %
Larceny	26%	26%	18%
Vehicle Theft	15%	20%	10%
Property Crime	22%	22%	16%



Staffing

Sworn Staffing

June 30, 2009

- 512 Sworn Positions
- 489 Filled (96%)
- 23 Vacant (4%)

Civilian Staffing

June 30, 2009

- 120 Civilian Positions
- 111 Filled (92%)
- 9 Vacant (8%)



Response Times Priority 1 Calls

FY 08-09 Target

- Respond to Priority 1 calls in 6.5 minutes or less
- 52% response time less than 5 minutes

FY 08-09

- 6:09 average response time
- 53.69% response time less than 5 minutes
- 7,197 Priority 1 Calls for Service

DURHAM



1869
CITY OF MEDICINE

2009 GREAT Summer Camp - Session 1

