



2009 First Quarter Crime Report

Presented to City Council
May 4, 2009





Crime Statistics

- The statistics in this report are preliminary monthly numbers
- The DPD switched to a more enhanced Incident Based Reporting (IBR) system in 2006
- As a result, the SBI can make adjustments to previous monthly reports, which was not done in the past
- The DPD statistics will be re-run on a quarterly basis to make any necessary adjustments (unfounded cases, justifiable homicides, case clearances etc.)





Staffing

Sworn Staffing

- March 31, 2009
- 512 Sworn Positions
- 498 Filled (97%)
- 14 Vacant (3%)



Civilian Staffing

- March 31, 2009
- 119 Civilian Positions
- 108 Filled (91%)
- 11 Vacant (9%)

DURHAM



1869
CITY OF MEDICINE

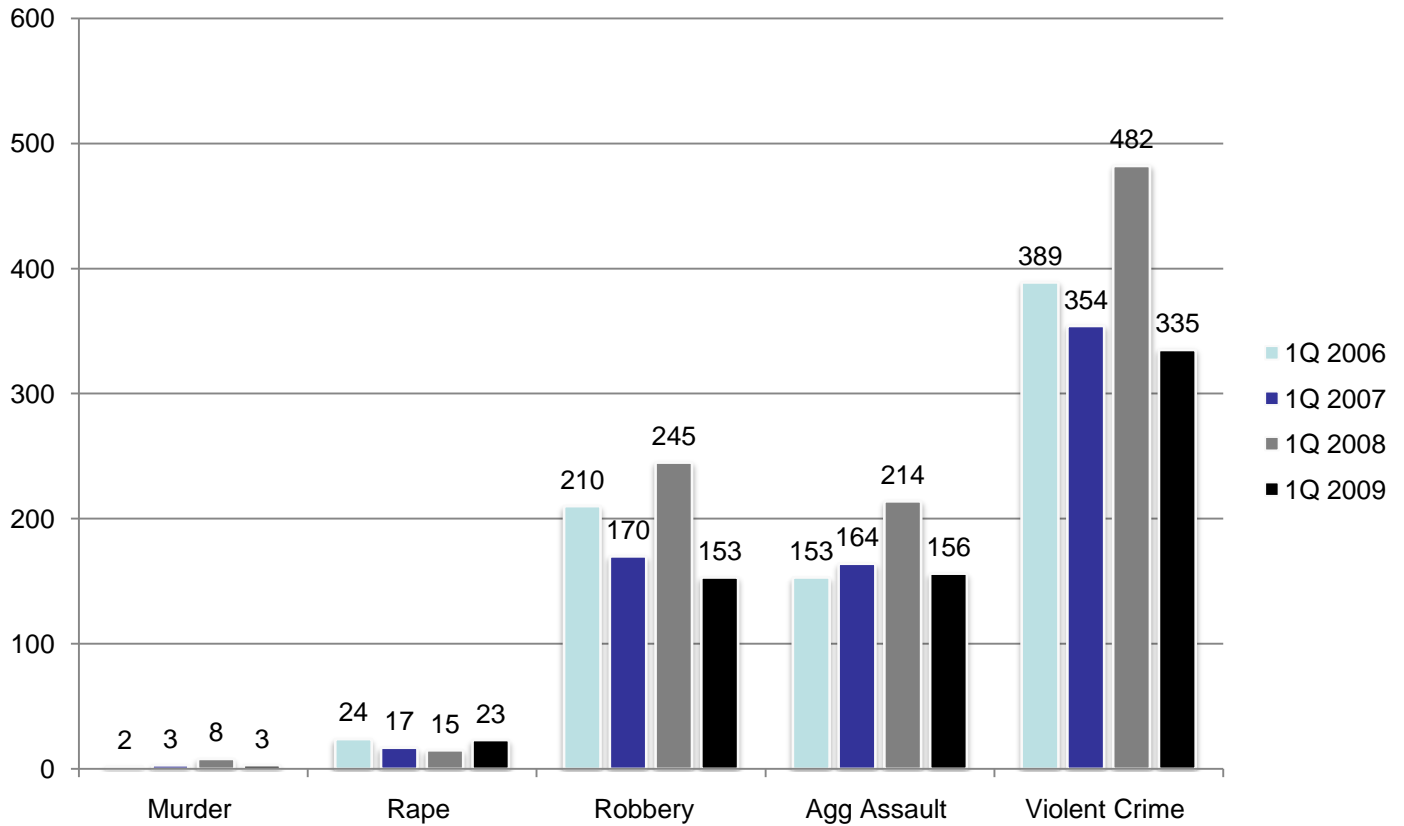
1st Quarter Violent Crime

	1Q 2006	1Q 2007	1Q 2008	1Q 2009	08-09 % Change
Murder	2	3	8	3	-62.5%
Rape	24	17	15	23	53%
Robbery	210	170	245	153	-38%
Agg Assault	153	164	214	156	-27%
Violent Crime	389	354	482	335	-30%





Four-Year 1Q Violent Crime





Violent Crime

- Violent crime dropped by 30 percent – lowest 1st quarter total in four years
- Drop driven by large drops in robberies (38 percent) and aggravated assaults (27 percent)
- Robberies were at a four-year 1st quarter low
- Homicides were down by 62.5 percent
- Rapes increased by eight in the 1st quarter



DURHAM



1869
CITY OF MEDICINE

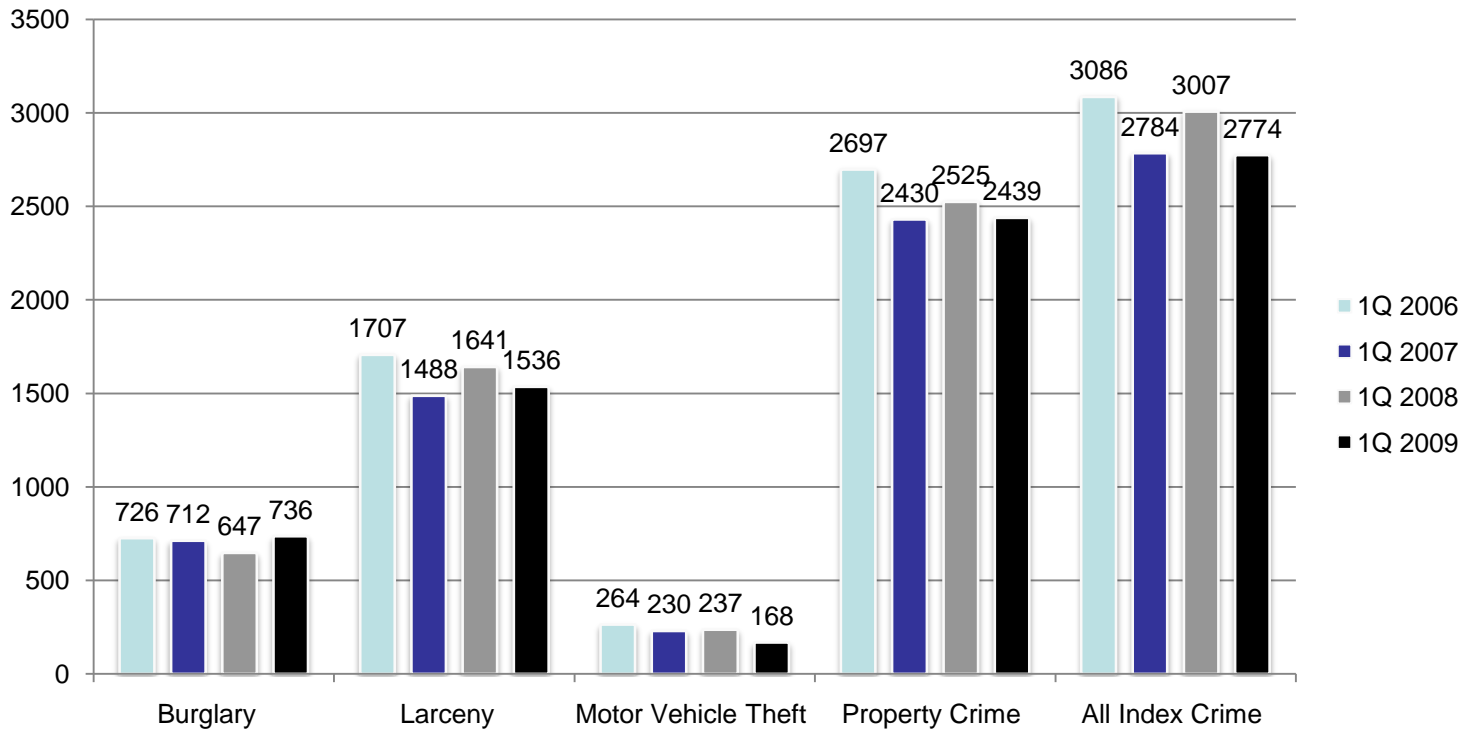
1st Quarter Property Crime

	1Q 2006	1Q 2007	1Q 2008	1Q 2009	08-09 % Change
Burglary	726	712	647	736	14%
Larceny	1707	1488	1641	1536	-6%
Motor Vehicle Theft	264	230	237	168	-29%
Property Crime	2697	2430	2525	2439	-3%
All Index Crime	3086	2784	3007	2774	-8%





1st Quarter Property Crime





Property Crime

- Property crime was down by 3 percent
- Decrease driven by drops in larcenies and motor vehicle thefts
- Motor vehicle thefts were at a four-year low
- Fourteen percent increase in burglaries
- Officers conducted multiple property checks and directed patrols in “hot spot” burglary areas
- Several burglary arrests made in first quarter due to calls about suspicious activities





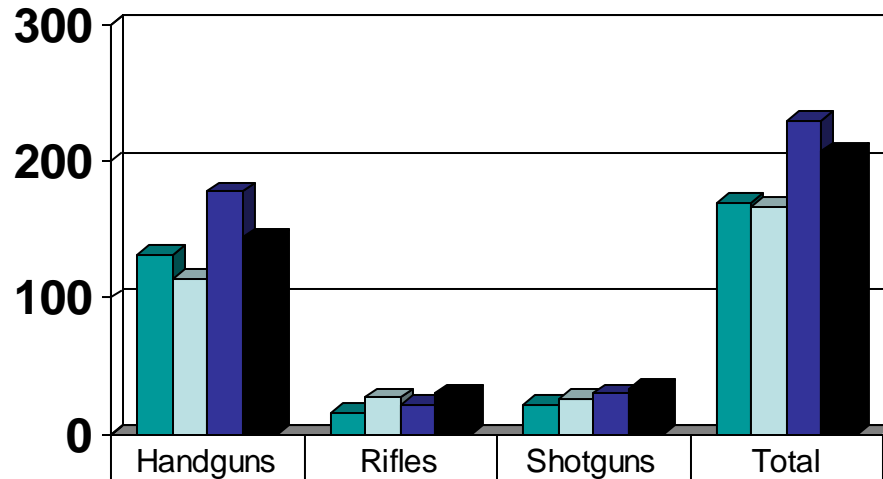
Part 1 Domestic Violence Crimes

	1 st Q 2006	1 st Q 2007	1 st Q 2008	1 st Q 2009
Murder	0	0	1	0
Rape	5	5	6	4
Robbery	3	2	1	6
Agg Assault	41	57	44	50
Burglary	7	14	14	8
Larceny	1	11	20	14
Vehicle Theft	2	1	4	1
Total	59	90	90	83





1st Quarter Firearm Seizures



	Handguns	Rifles	Shotguns	Total
1Q 2006	132	16	22	170
1Q 2007	114	27	26	167
1Q 2008	178	22	30	230
1Q 2009	144	30	33	207

